

**CERTIFICATE OF COMPLIANCE**  
**HYDRAULIC SERVICES**

**PROJECT:**

**SITE ADDRESS:**

**SERVICE TYPE:**      Hydraulic Services

Service	Date	Installed By	Compliance	Standard
Sanitary Plumbing & Drainage	12/11/24	Plumblec	Yes	AS/NZS 3500.2.2
Stormwater Drainage	12/11/24	Plumblec	Yes	AS/NZS 3500 3
Natural Gas System		Plumblec	NA	AS5601/AG601
Hot & Cold Water Supply	12/11/24	Plumblec	Yes	AS3500 1 2 +3500 4 2
Backflow Devices	12/11/24	Plumblec	Yes	AS3500


**ESSENTIAL SERVICES:**

Nature of Essential Service	Date	Installed By	Compliance	Standard
Fire Hydrants	12/11/24	Plumblec	N/A	BCA 1.3 AS2419.1 - 2005
Fire Hose Reels	12/11/24	Plumblec	N/A	BCA Clause E14 & AS2441-2005

I, Matthew Pitman of Plumblec Pty Ltd, do hereby certify that at the date of the inspection, the installation of the Hydraulic Services as noted above were adequate to meet the requirements of the BCA and relevant Australian Standards. The information contained in this certificate is to the best of my knowledge and belief, true and accurate.

Signed:

Matthew Pitman



Director

Plumblec Pty Ltd



Fair Trading

Regulator's Copy  
Serial No A 000001

CERTIFICATE OF COMPLIANCE  
for Plumbing and Drainage Work

Please supply requested information correct and neatly.

PROPERTY & OWNER DETAILS

House No	Street	Suburb	Postcode
5	TRANSIT AN WESTDALE	WESTDALE	2340
Lot No	DP No	PDP or SP	Nearest Cross Street
			LOUISIANS AVE
Owner's Name			Municipality/Shire
ANDRES PROPERTY GROUP			Dumalo
Full Address			

LICENSEE'S DETAILS

Full Name	Address for Notices		
MATTHEW PITMAN	8/48 KALABO RD ROSEHARD 2290		
Phone No.	Qualified Supervisor No.	Expiry Date	
0435779001		MM / YYYY	
	Licence No.	Expiry Date	
	249036C	2 / 25	

WORK OF WATER SUPPLY

Give full Description of Work carried out

Install Water Supply 32mm WATER SUPPLY

Install Irrigation system

On-site Alternative Water Services

Install/Commission/Maintenance of Thermostatic Mixing Valve TEMPERING VALVES ON ALL H.W.S

Connection to water supply

Install, alter, disconnect or remove a backflow prevention device TESTABLE 40mm DOUBLE CHECK

Other

PLUMBING WORK TO COMPLY WITH  AS/NZS3500  ALTERNATIVE SOLUTION  COMBINED

WORK OF SANITARY PLUMBING/DRAINAGE AND SUPPLY DRAINAGE PLAN

Give full description of work carried out

Carry out work of sanitary plumbing/drainage ~~ONE BY OTHERS~~

Connection to Sewer ~~ONE BY OTHERS~~

Sewer Disconnection

Carry out Trade Waste Drainage N/A

Other

DRAINAGE WORK TO COMPLY WITH  AS/NZS3500  ALTERNATIVE SOLUTION  COMBINED

SEWERAGE/WATER SERVICE INSPECTION FEE

Date Fee Paid	Date of Commencement of Work	Estimated Date of Completion
DD MM YYYY	DD MM YYYY	DD MM YYYY
Amount	Reference No:	Contractors Signature
\$		

- In respect of authorised work carried out by me at the above mentioned property I certify that:
  - The work corresponds to the specifications in the notice of work.
  - The completed work has been tested as required by the Regulator and has passed such test;
  - Where required by Section 11 of the Plumbing and Drainage Act 2011, I have given written notice of any identified pre-existing defective plumbing and/or drainage work..... Yes  No
  - The work complies with the relevant Acts, Regulations, Codes and Standards;
  - The work was completed on 11/11/24 Contractors Signature
- If any defect is found in the work carried out by me within a period of two (2) years or within the time specified by Regulator, from the date of the final inspection, and the Regulator for Plumbing and Drainage certifies by written notice that in their opinion the defect is due to faulty workmanship or defective materials, then I undertake to rectify such work at my sole expense, if so directed by the Regulator within the time specified by the Regulator.

Graeme Holmes & Associates  
ABN: 57 004 010 655  
2 Louisa Street  
Ranelagh 7109

Andre's Group Pty Ltd

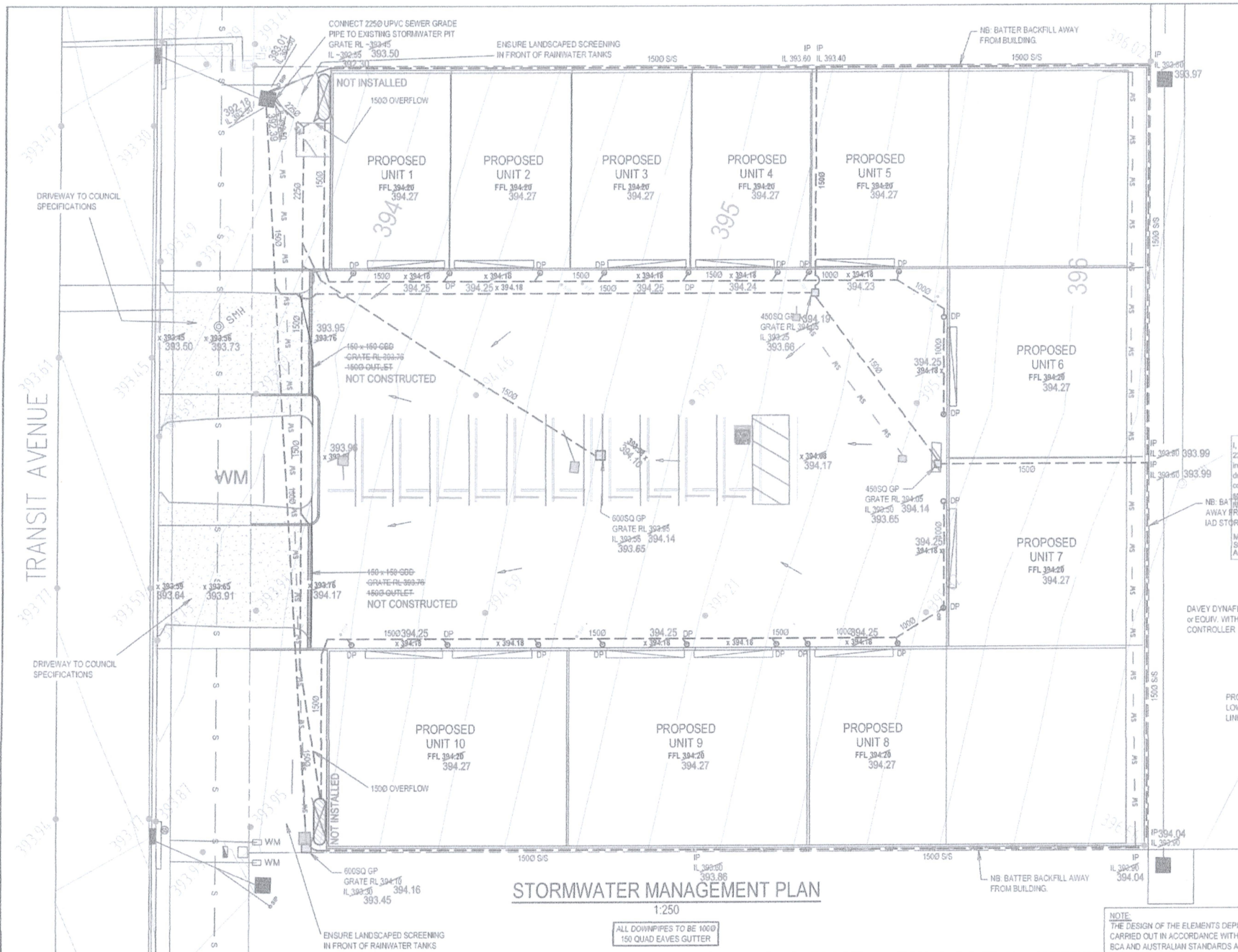
Attn: Andre Madikan

Re: 5 Transit Avenue, Westdale - stormwater

We advise that we have reviewed the WAE details prepared by Bath Stewart Associates dated 24.10.24 for the as-built stormwater & advise that the details satisfy the design requirements of the approved drawing Forum Engineers 220029-SWD 1 rev. C & relevant DA conditions.

Yours sincerely

  
Graeme Holmes BE, CPEng, NER



**STORMWATER MANAGEMENT PLAN**  
1:250

ALL DOWNPIPES TO BE 1000  
150 QUAD EAVES GUTTER

- STORMWATER**
- THESE DRAWINGS TO BE READ IN CONJUNCTION WITH ARCHITECTURAL DETAILS.
  - ALL WORKS IN ACCORDANCE WITH AS3500, COUNCIL DEVELOPMENT CONTROL PLANS, HVC REQUIREMENTS AND PROPRIETARY MANUFACTURER'S RECOMMENDATIONS.
  - LOCATION OF TANKS & TANK TYPES CAN BE VARIED AT OWNER'S DISCRETION.
  - ALL STORMWATER PIPES TO BE 900 STORMWATER GRADE, U.I.C. JOINTED & INSTALLED TO MANUFACTURER'S RECOMMENDATIONS.
  - ALL STORMWATER LINES TO HAVE ALL JOINTS, INC. DP CONNECTIONS, FULLY SOLVENT WELDED (AS LINES ARE 'CHARGED').
  - ALL LEVELS ARE DATUM AHD.
  - ALL LEVELS ARE FINISHED PAVEMENT OR LAWN LEVELS.
  - EXISTING LEVELS SHOWN eg. NEW LEVELS SHOWN eg. 20.84.

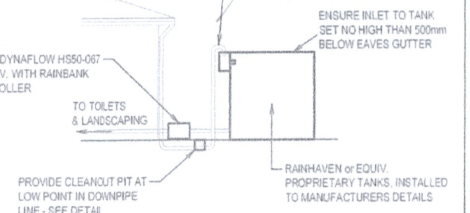
- LEGEND**
- RL REDUCED LEVEL
  - IL INVERT LEVEL
  - GP GRATED PIT LIGHT DUTY IN LANDSCAPED AREAS, MEDIUM DUTY IN TRAFFICABLE AREAS
  - FFL 394.20 FINISHED FLOOR LEVEL
  - x 394.18 EXISTING SURFACE LEVEL, CONTOURS SHOWN ALSO EXISTING
  - O/F OVERFLOW FROM RAINWATER TANK
  - I/P 1500 UPSTAND AS INSPECTION POINT
  - SS DENOTES SLOTTED SUBSOIL PIPE IN PERMEABLE GEOTEXTILE SOCK
  - APPROX EXTENTS OF RETAINING WALL, APPROX HEIGHT SHOWN (1000)
  - INDICATES DIRECTION OF SURFACE FLOW
  - 6000L RAINWATER HARVESTING TANK

**NOTE:**  
DO NOT CONNECT ROOF WATER INTO SUBSOIL PIPES.

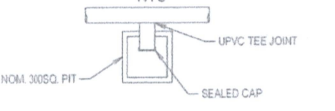
I, MICHAEL JOSEPH BEATH, of Bath Stewart Associates Pty Limited of 239 Marius Street, Tamworth 2340 hereby certify that engineering works shown in red on this plan set are Work-As-Executed survey information either confirming design or indicating changes to the approved design (grey items have not been confirmed). These works being constructed in accordance with the plans & specifications provided. The WAE survey was carried out using Differential Global Navigation Satellite System technology (GNSS) on 22.10.2024

NB: BATTER BACKFILL AWAY FROM BUILDING INTO IAD STORMWATER TYP.

Michael Joseph Beath  
Superintendent / Civil Designer  
Associate Diploma Civil Engineering



**SCHEMATIC SECTION**  
NTS



**CLEANOUT PIT DETAIL**  
NTS

**NOTE:**  
THE DESIGN OF THE ELEMENTS DEPICTED ON THESE PLANS HAS BEEN CARRIED OUT IN ACCORDANCE WITH THE RELEVANT SECTIONS OF THE BCA AND AUSTRALIAN STANDARDS AS REFERENCED ON THESE PLANS.

IT IS THE BUILDERS RESPONSIBILITY TO CONFIRM DEPTH & LOCATION OF ALL SERVICES PRIOR TO CONSTRUCTION AS THIS MAY AFFECT THE DESIGN.

DIAL 1100  
1800 550 550

Rev.	By	Date	Description
W	GH	30.10.24	WORK AS EXECUTED
C	T.A.	20.07.23	SUBSOIL DRAINAGE ADDED
B	A.H.	09.06.22	DOWNPIPES/DOWNPIPE RUN AND GUTTER SIZING
A	A.H.	21.02.22	DA ISSUE

**COPYRIGHT**

This document and the information and data recorded herein shall remain the property of Forum Engineering Services Pty Ltd and may not be used, copied or reproduced, in whole or part, for any purpose other than that for which it was supplied without the prior consent of Forum Engineering Services Pty Ltd.

**FORUM ENGINEERS**

PO BOX 261 WICKHAM 2293 | 67 McMICHAEL ST MARYVILLE 2293  
T: 02 4961 4980 | E: admin@forumengs.com.au  
A.B.N. 61 628 002 551

Client **MADIKIAN**

Project **PROPOSED DEVELOPMENT LOT 116 TRANSFIELD AVENUE TAMWORTH**

File Name: 21457-C01-WAE

Drawing No. **220029-SWD - 01 of 02**

Revision **WVØ**

Sheet **A3**

Approved by *[Signature]* B.E. MIEAust CP Eng